



EQUIPMENT CATALOGUE EXPORT

PROLINE
and Original Accessories

EFFECTIVE FROM JANUARY 2024

REL. MARCH 2024




Nexion SpA reserves the right to change the specifications of its products at any time without prior notice. The company declines all responsibility in the event of claims deriving from the use of non-original accessories or spare parts with consequent forfeiture of the EC declaration of conformity.

LIGHT TYRE CHANGERS	4
PROLINE 324 SERIES	4
PROLINE 324-LL SERIES	5
PROLINE 321 SERIES	6
PROLINE 221 SERIES	7
PROLINE 124 SERIES	8
OPTIONAL ACCESSORIES FOR LIGHT TYRE CHANGERS	9
TRUCK TYRE CHANGERS	15
PROLINE 426	15
PROLINE 440	16
OPTIONAL ACCESSORIES FOR TRUCK TYRE CHANGERS	17
CAR WHEEL BALANCERS	18
PROLINE 750	18
PROLINE 780	19
OPTIONAL ACCESSORIES FOR WHEEL BALANCERS	20
TRUCK WHEEL BALANCERS	25
PROLINE TRUCK 150	25
OPTIONAL ACCESSORIES FOR PROLINE TRUCK 150	26

PROLINE 324 SERIES

11"-24" - TILTING BACK VERSION

STANDARD ACCESSORIES



**HTB24 HELPER OPTIONAL
CODE 8-11900260*

Code	Electric Supply	Description
0-11901301/16	400V/3Ph/50Hz	Proline 324
0-11901312/16	200÷230V/1Ph/50Hz	Proline 324
0-11901322/16	200÷230V/1Ph/60Hz	Proline 324
0-11901311/16	400V/3Ph/50Hz	Proline 324 TI
0-11901304/16	100÷115V/1Ph/60Hz	Proline 324 TI
0-11901332/16	200÷230V/1Ph/50Hz	Proline 324 TI
0-11901342/16	200÷230V/1Ph/60Hz	Proline 324 TI
0-11901351/16	200÷230V/3Ph/60Hz	Proline 324 TI
0-11901321/16	400V/3Ph/50Hz	Proline 324 2V
0-11901331/16	400V/3Ph/50Hz	Proline 324 2V TI
8-11120059		Customization kit Proline 324

PROLINE 324-LL SERIES

11"-24" - TILTING BACK VERSION

STANDARD ACCESSORIES




***HTB24 HELPER OPTIONAL CODE
8-11900260**

Code	Electric Supply	Description
0-11901701/16	400V/3Ph/50Hz	Proline 324 LL
0-11901712/16	200÷230V/1Ph/50Hz	Proline 324 LL
0-11901722/16	200÷230V/1Ph/60Hz	Proline 324 LL
0-11901711/16	400V/3Ph/50Hz	Proline 324 LL TI
0-11901704/16	100÷115V/1Ph/60Hz	Proline 324 LL TI
0-11901732/16	200÷230V/1Ph/50Hz	Proline 324 LL TI
0-11901742/16	200÷230V/1Ph/60Hz	Proline 324 LL TI
0-11901751/16	200÷230V/3Ph/60Hz	Proline 324 LL TI
0-11901721/16	400V/3Ph/50Hz	Proline 324 LL 2V
0-11901731/16	400V/3Ph/50Hz	Proline 324 LL 2V TI
8-11120076		Customization kit PROLINE 324 LL

PROLINE 321 SERIES

10"-21" - TILTING BACK VERSION

STANDARD ACCESSORIES



***HTB21 HELPER OPTIONAL
CODE 8-11900261**

Code	Electric Supply	Description
0-11901401/16	400V/3Ph/50Hz	Proline 321
0-11901412/16	200÷230V/1Ph/50Hz	Proline 321
0-11901422/16	200÷230V/1Ph/60Hz	Proline 321
0-11901411/16	400V/3Ph/50Hz	Proline 321 TI
0-11901404/16	100÷115V/1Ph/60Hz	Proline 321 TI
0-11901432/16	200÷230V/1Ph/50Hz	Proline 321 TI
0-11901442/16	200÷230V/1Ph/60Hz	Proline 321 TI
0-11901441/16	200÷230V/3Ph/60Hz	Proline 321 TI
0-11901421/16	400V/3Ph/50Hz	Proline 321 2V
0-11901431/16	400V/3Ph/50Hz	Proline 321 2V TI
8-11120060		Customization kit Proline 321

PROLINE 221 SERIES

10"-21" - SWING ARM VERSION

STANDARD ACCESSORIES



*HSA21



*HSA21 HELPER OPTIONAL
CODE 8-11900262

Code	Electric Supply	Description	
0-11901501/16	400V/3Ph/50Hz	Proline 221	
0-11901512/16	200÷230V/1Ph/50Hz	Proline 221	
0-11901511/16	200÷230V/3Ph/50Hz	Proline 221	
0-11901522/16	200÷230V/1Ph/60Hz	Proline 221	
0-11901521/16	200÷230V/3Ph/60Hz	Proline 221	
8-11120061		Customization kit Proline 221	

PROLINE 124 SERIES

11"-24" - SWING ARM VERSION

STANDARD ACCESSORIES





*HSU24





*HSU24 HELPER OPTIONAL CODE
8-11900263

Code	Electric Supply	Description
0-11901604/16	100÷115V/1Ph/60Hz	Proline 124 TI
8-11120062		Customization kit Proline 124







OPTIONAL ACCESSORIES FOR LIGHT TYRE CHANGERS

Image	Description	Code						Proline 324	Proline 324 LL	Proline 321	Proline 221	Proline 124 TI
	Helper HTB24 for Proline 324	8-11900260						O	O	-	-	-
	Helper HTB21 for Proline 321 and Proline 324	8-11900261						O	O	O	-	-








OPTIONAL ACCESSORIES FOR LIGHT TYRE CHANGERS

Image	Description	Code		Proline 324	Proline 324 LL	Proline 321	Proline 221	Proline 124 TI
	Helper HSA21 for Proline 221	8-11900262		-	-	-	O	-
	Helper HSU24 for Proline 124	8-11900263		-	-	-	-	O

OPTIONAL ACCESSORIES FOR LIGHT TYRE CHANGERS

Image	Description	Code		Proline 324	Proline 324 LL	Proline 321	Proline 221	Proline 124 TI
	FWL 65 wheel lifter	8-11120075		O	O	O		O
	WRSB Wheel support rotation base	CT-S-0600000		O	O	O	O	O
	Demount head quick change tool	CT-S-0110000		O	-	O	O	O
	Plastic demount head assy	CT-S-0120000		-	-	-	O	O
	Plastic demount head assy	CT-S-0310000		O	-	O	-	-
	Motorcycle demount head	C-21-8000100		O	-	O	O	O






OPTIONAL ACCESSORIES FOR LIGHT TYRE CHANGERS

OPTIONAL ACCESSORIES FOR LIGHT TYRE CHANGERS				Proline 324	Proline 324 LL	Proline 321	Proline 221	Proline 124 TI
Image	Description	Code						
	Tyre press assist device	CT-S-0500000		-	-	-	○	○
	Motorcycle adaptors kit for inner adjustable jaws (11"-26") 4pcs	C-M-0200000		○	○	-	-	○
	Motorcycle adaptors kit for inner adjustable jaws (8"-23") 4pcs	C-M-0200000A		-	-	○	○	-
	Motorcycle adaptors for high profile rim with spokes (11"-26") 4pcs (for ex. BMW-Ducati)	C-M-0300000		○	○	-	-	○
	Motorcycle adaptors for high profile rim with spokes (8"-23") 4pcs (for ex. BMW-Ducati)	C-M-0400000		-	-	○	○	-
	Cover lever	C-54-8000019		○	○	○	○	○
	Plastic protections kit (including 8 protections for 21" versions and 8 protections for 24" versions)	8-11900270		○	-	○	○	○

OPTIONAL ACCESSORIES FOR LIGHT TYRE CHANGERS

OPTIONAL ACCESSORIES FOR LIGHT TYRE CHANGERS				Proline 324	Proline 324 LL	Proline 321	Proline 221	Proline 124 TI
Image	Description	Code						
<p>x4 x2</p>	Plastic protections kit for cover and lever (for Proline 324,321,221, 124)	8-11900271		O	O	O	O	O
	Plastic protections kit for motorcycle adapter, 4+4 pcs	8-11900272		O	O	O	O	O
	Plastic bead pressing clamp (for Proline 324,321,221,124)	CT-S-0200000		O	O	O	O	O
	EC Asturo pistol (EC approved)	8-11100362		O	O	O	O	-
	Inflating pistol bar/psi (for Extra EC Countries only)	8-11100357		O	O	O	O	-
	Valve core screw driver car/truck (1 piece)	801461005		O	O	O	O	O
	Valve inserting lever	801461004		O	O	O	O	O
<p>x4</p>	JAW COVER For ADJUSTABLE System 24" Yellow (N°4 pieces)	8-11900265		O	O	-	-	O
<p>x4</p>	JAW COVER TB 21" YELLOW (N°4 pieces)	8-11900268		-	-	O	O	-

OPTIONAL ACCESSORIES FOR LIGHT TYRE CHANGERS

OPTIONAL ACCESSORIES FOR LIGHT TYRE CHANGERS				Proline 324	Proline 324 LL	Proline 321	Proline 221	Proline 124 TI
Image	Description	Code						
x4 	DEMOUNT TAIL PROTECTION COVER Yellow (N°4 pieces)	8-11900267		O	-	O	O	O
x4 	DEMOUNT HEAD PROTECTION COVER Yellow (N°4 pieces)	8-11900266		O	-	O	O	O
 x10  x5  x15	Protection kit for LL tool head	8-11120081		-	O	-	-	-

PROLINE 426

14"-26" - SEMI AUTOMATIC TYRE CHANGER

STANDARD ACCESSORIES




Code	Electric Supply	Description	
0-12102101/16	380-400V/3Ph/50-60Hz	PROLINE 426 semi-automatic tyre changers.	
0-12102102/16	230V/3Ph/60Hz	PROLINE 426 semi-automatic tyre changers.	
0-12102103/16	230V/1Ph/60Hz	PROLINE 426 semi-automatic tyre changers.	
0-12102104/16	230V/1Ph/50Hz	PROLINE 426 semi-automatic tyre changers.	
8-12100144		Customization Kit - Proline 426	

PROLINE 440





14"-56" - SEMI AUTOMATIC TYRE CHANGER

STANDARD ACCESSORIES



Code	Electric Supply	Description	
0-12104301/16	400V/3Ph/50Hz	PROLINE 440	
0-12104302/16	230V/3Ph/60Hz	PROLINE 440	
0-12104303/16	400V/3Ph/60Hz	PROLINE 440	
8-12120012		Customization kit PROLINE 440	

OPTIONAL ACCESSORIES FOR TRUCK TYRE CHANGERS

Image	Description	Code		Proline 426	Proline 440
 <p>x4</p>	CGL56 Protection ALU rims - Alloy rim jaws kit	8-12120019		-	○
 <p>X4</p>	Inserts kit for CGL56 alloy wheel protections	8-12100045		-	○
	Alloy rim clamp tool	801227195		○	○
	Locking adapter for alloy wheels Ø 161 mm	8-12100007		○	○
	Locking adapter for alloy wheels Ø 164 mm	8-12100005		○	○
	Locking adapter for alloy wheels Ø 176 mm	8-12100006		○	○
	Locking adapter for alloy wheels Ø 202 mm	8-12100008		○	○
	Locking adapter for alloy wheels Ø 220 mm	8-12300001		○	○
	Locking adapter for alloy wheels Ø 221 mm	8-12100009		○	○
	Locking adapter for alloy wheels Ø 281 mm	8-12100010		○	○

PROLINE 750

STANDARD ACCESSORIES




Code	Electric Supply	Description
0-21900036/00	200÷230V/1Ph/50-60Hz	PROLINE 750 PROF Display wheel balancer with SmartArm automatic data input (distance & diameter 26"), automatic balancing with brake at the end of the electronic cycle (wheel guard included, centering and locking kit included)
0-21900034/00	100÷115V/1Ph/50-60Hz	PROLINE 750 PROF As above but with different power supply
0-21900044/00	200÷230V/1Ph/50-60Hz	PROLINE 750 PROF NO WHEEL GUARD Display wheel balancer with SmartArm automatic data input (distance & diameter 26"), automatic balancing with brake at the end of the electronic cycle (wheel guard NOT included, centering and locking kit included)
0-21900040/00	100÷115V/1Ph/50-60Hz	PROLINE 750 PROF NO WHEEL GUARD As above but with different power supply
0-21900035/00	200÷230V/1Ph/50-60Hz	PROLINE 750 BASIC Display wheel balancer with manual data input, automatic balancing with brake at the end of the electronic cycle (wheel guard included, centering and locking kit included)
0-21900033/00	100÷115V/1Ph/50-60Hz	PROLINE 750 BASIC As above but with different power supply
0-21900039/00	100÷115V/1Ph/50-60Hz	PROLINE 750 BASIC NO WHEEL GUARD Display wheel balancer with manual data input, automatic balancing with brake at the end of the electronic cycle (wheel guard NOT included, centering and locking kit included)
8-21900201		

BASE COLOR IS GRAY RAL 7040 (/39) OR RED RAL 3002 (/16)

PROLINE 780




STANDARD ACCESSORIES





Code	Electric Supply	Description
0-21900038/00	200÷230V/1Ph/50-60Hz	PROLINE 780 Monitor wheel balancer with SmartArm automatic data input (distance & diameter 26"), automatic balancing with brake at the end of the electronic cycle (wheel guard included, centering and locking kit included, monitor NOT included)
0-21900037/00	100÷115V/1Ph/50-60Hz	PROLINE 780 As above but with different power supply
8-21900213		Customization kit Proline 780 (Compulsory)

BASE COLORS ARE GRAY RAL 7040 (/39) OR RED RAL 3002 (/16)





OPTIONAL ACCESSORIES FOR WHEEL BALANCERS

Image	Description	Code				Proline 780	Proline 750 PROF	Proline 750 BASIC
	19" wide-screen monitor	8-21100235				<input type="checkbox"/>	<input type="checkbox"/>	<input type="checkbox"/>
	CCK Colored front panel to be ordered only when the chassis color is grey (*)	8-21900206/xx				<input type="checkbox"/>	<input type="checkbox"/>	<input type="checkbox"/>
	PB Pedal brake	8-21900207				<input type="checkbox"/>	<input type="checkbox"/>	<input type="checkbox"/>

(*) the CCKT kit can be purchased in the following colors:

- RAL 3002 Red /16 
- RAL 9007 Gray /37 
- RAL 7030 Gray /69 
- RAL 7016 Gray /34 
- RAL 5002 Blue /20 
- RAL 1003 Yellow /45 




OPTIONAL ACCESSORIES FOR WHEEL BALANCERS

Image	Description	Code		Proline 780	Proline 750 PROF	Proline 750 BASIC
	EG2 External width detector, only for versions with automatic data input	8-21900209		O	O	-
	LASER & LED kit	8-21100238		O	O	O
	WG Wheel guard kit, only for ProLine 750 versions without wheel guard included	8-21900211			O	O
 <div style="display: flex; justify-content: space-around; margin-top: 5px;"> DX1 CF1 CF2 </div>	DX-CBF Pair of centering cone for van wheels (117-173 mm) with aluminium spacer Ø 40 mm	8-21100141		O	O	O
	DX1 Spacer	4-107426				
	CF1 Cone for vans ø 117÷147 mm	4-107423				
	CF2 Cone for van ø 143÷173 mm	4-107424				








OPTIONAL ACCESSORIES FOR WHEEL BALANCERS

Image	Description	Code	Proline 780	Proline 750 PROF	Proline 750 BASIC
	ARU40 Ø42÷156 mm (1.65"÷6,14") recessed spring included	8-21900191	■	■	■
<ul style="list-style-type: none"> B1 ø 56,6÷57,1 mm B2 ø 65÷67 mm B3 ø 73,2÷75,4 mm B4 ø 63,3÷64,2 mm B5 ø 58÷60,1 mm B7 ø 54÷56,1 mm 	SBC Set of six centring bushes ø 40	8-21100082	○	○	○
	B1 Smart (Mercedes), SEAT, Chevrolet, Fiat (Grande Punto), Opel, Audi, Skoda, VW	4-105075			
	B2 Citroen, Fiat (Scudo), Ford (Transit), Opel, Peugeot, Saab, Volvo, VW, Nissan, Audi (A4), Mercedes, Hyundai, Kia, Mazda, Mitsubishi	4-105076			
	B3 Aston Martin, BMW (X5, X6), Suzuki (Carry), Jaguar	4-105077			
	B4 Ford, Jaguar, Mazda (121, Mazda 2), Volvo, Honda, Alfa Romeo	4-105078			
	B5 Alfa Romeo, Citroen, Fiat, Lancia, Peugeot, Lada, Nissan, Dacia, Renault, Subaru, Toyota	4-105079			
	B7 Citroen (C1), Daihatsu, Hyundai, Kia, Mazda, Opel (Agila), Peugeot (106, 107), Subaru, Suzuki, Toyota, Honda, Mini (BMW), Proton	4-105080			
<p>ARS DARS</p>	ARS "Racing" accessory for sports wheels, for use with Racing bush	8-21100089	○	○	○
	DARS Spacer 30 mm	4-105171			
<p>FT1 DEB RFS CEP CHT6</p> <p>CHI6</p>	FRU-SA D.40 Universal self-centring flange for wheels with or without central hole, (hole ø min. 90 max. 210 mm)	8-21100091	○	○	○
	FT 1 Connecting rod with pin	2401415			
	DEB Conical/spheric nut for wheel fixing	321878			
	CHT6 T-Hexagonal key CH 6	4-105877			
	RFS Caliper	441286			
	CEP Hexagonal key (22 mm)	426517			
CHI 6 Hexagonal key CH6	600906				

OPTIONAL ACCESSORIES FOR WHEEL BALANCERS


Image	Description	Code		Proline 780	Proline 750 PROF	Proline 750 BASIC
	<p>BVFF Set of five bushes for precise centring on FRU flange</p> <p>BF1 Bushing ø 55 Peugeot</p> <p>BF2 Bushing ø 58,1 Fiat Ritmo e Citroën CX/Evasion, Peugeot 806</p> <p>BF3 Bushing ø 60,1 Renault</p> <p>BF4 Bushing ø 65 Peugeot, Citroën</p> <p>BF5 Bushing ø 57 BMW,VW, AUDI, SEAT</p>	<p>8-21100092</p> <p>4-105110</p> <p>4-105174</p> <p>4-105175</p> <p>4-105176</p> <p>4-106570</p>		<p>O</p> <p></p> <p></p> <p></p> <p></p> <p></p>	<p>O</p> <p></p> <p></p> <p></p> <p></p> <p></p>	<p>O</p> <p></p> <p></p> <p></p> <p></p> <p></p>
	<p>PFC weight pliers</p>	<p>802227308</p>		<p>O</p>	<p>O</p>	<p>O</p>
	<p>TT 80 Universal pneumatic lifter, max load kg 80</p>	<p>8-21100161</p>		<p>O</p>	<p>O</p>	<p>O</p>

OPTIONAL ACCESSORIES FOR WHEEL BALANCERS

Image	Description	Code		Proline 780	Proline 750 PROF	Proline 750 BASIC
	<p>BUK BASIC Basic bike universal kit to balance motorcycle and scooter wheels; complete with SK14 code 8-21900228 (also suitable for Proline 60)</p> <p>* Motorcycle extension gauge NOT included</p>	8-21900210		O	O	O
	PRA5 Motorcycle extension gauge	8-21900225		O	O	O
	SK10 Wheel centering cone \varnothing 11-20 mm	8-21900226		O	O	O
	SK12 Wheel centering cone \varnothing 13-24 mm	8-21900227		O	O	O
	SK19 Wheel centering cone: \varnothing 21-51 mm	8-21900229		O	O	O
	SK14 Wheel centering cone: \varnothing 15-25 mm - \varnothing 20-35 mm (also supplied with BUK BASIC code 8-21900210)	8-21900228		O	O	O
	PRA6 Motorcycle extension gauge (for PRO LINE 60)	8-21900224		-	-	-

PROLINE TRUCK 150





STANDARD ACCESSORIES








Code	Electric Supply	Description
0-21900026/00	200÷230V/1Ph/50-60Hz	Proline TRUCK 150 LCD Display electronic wheel balancer with automatic data input and automatic brake at the end of the spin; ITS Inverter Technology System; wheel guard and wheel lifter included
0-21900025/00	100÷115V/1Ph/50-60Hz	Proline TRUCK 150 As above but with different power supply
8-21900182		Customization kit Proline Truck 150 (Compulsory)

BASE COLORS IS GRAY RAL 7040 (/39) ■ OR RED RAL 3002 (/16) ■




OPTIONAL ACCESSORIES FOR PROLINE TRUCK 150

Image	Description	Code	
	<p>CCKT Colored front panel. The CCKT Kit can be purchased in the following colors:</p> <ul style="list-style-type: none"> RAL 3002 Red /16 RAL 5002 Blue /20 RAL 5015 Blue Sky /25 RAL 7016 Gray /34 RAL 1007 Yellow /40 RAL 9005 Black /90 	8-21900187/00	
	<p>L&L KIT Laser & Led kit</p>	8-21900188	
	<p>ART40 Trucks flanges centering kit PCD 5 x 225, 285,75, 335 mm PCD 4 x 275, 285 mm</p>	8-21900220	
	<p>KCT40 Range 1: 211÷218 mm Range 2: 217÷224 mm Range 3: 277÷285 mm</p>	8-21900193	

OPTIONAL ACCESSORIES FOR PROLINE TRUCK 150

Image	Description	Code	
	<p>GGR40 Centering kit diam 40 for central hole wheels 183,5÷223 mm - 17,5" - 19.5"rims (IVECO-MAN- DAF)</p>	8-21100261	
	<p>ARFT40 Range 1: 95÷175 mm Range 2: 120÷133 mm Range 3: 144÷166 mm</p>	8-21900189	
	<p>ARU40 Ø42÷156 mm (1.65"÷6,14") - recessed spring included</p>	8-21900191	
	<p>GTV40 Standard ring nut</p>	8-21900194	
	<p>GTR40 EVO PRO Steel quick nut Ø 40x4 mm</p>	8-21100275	

OPTIONAL ACCESSORIES FOR PROLINE TRUCK 150

Image	Description	Code	
	GTR40 EVO - Quick nut Ø 40x4 mm	8-21100276	
	TWS40 Truck wheel spacer Ø 40 (30mm - 1.19")	8-21100290	
	ACCESSORY RACK	8-21101402	





NEXION S.p.A.
Strada Statale 468 n° 9 - 42015 CORREGGIO - R.E. - ITALY
Tel. +39 0522 639.111 - Fax +39 0522 639.150 - www.corgchi.com - info@corgchi.com



To protect the planet and reduce paper usage, our catalogues are viewable online at the website www.corgchi.com. Printing responsibly contributes to saving the environment.

The manufacturer reserves the right to modify the features of its products at any time.
Code DPCG000244_Poline_EX_03_2024