

# CORGHI

APPROVALS



VARIOUS EQUIPMENT



LIFTING EQUIPMENT



TESTING EQUIPMENT



ADAS



WHEEL ALIGNERS



WHEEL BALANCERS



TRUCK TYRE CHANGERS



TYRE CHANGERS



*Passion To Innovate*





**Master**  
*Family*



# CONTACTLESS TYRE CHANGERS

**UNIFORMITY**  
high-test tyre



automechanika  
innovationaward

INNOVATION AWARDS 2016

**ARTIGLIO**  
Master **FORCE**



**ARTIGLIO**  
Master **CODE**



**ARTIGLIO**  
Master **28**



**ARTIGLIO**  
Master **JOLLY**



ALSO AVAILABLE IN  
"Automatic" VERSION

ALSO AVAILABLE IN  
"Automatic" VERSION



WHEEL  
DIAGNOSIS

iPos  
INTELLIGENT  
POSITIONING



**ARTIGLIO** 5000



**ARTIGLIO** 500



**ARTIGLIO** 50



ARTIGLIO MASTER FORCE	400 mm / 16"	13" ÷ 32"	1200 mm / 47"	automatic
ARTIGLIO MASTER CODE	400 mm / 16"	13" ÷ 32"	1200 mm / 47"	automatic
ARTIGLIO MASTER 28	385 mm / 15"	12" ÷ 28"	1100 mm / 43"	automatic
ARTIGLIO MASTER JOLLY	360 mm / 14"	12" ÷ 26"	1100 mm / 43"	automatic
ARTIGLIO UNIFORMITY	380 mm / 15"	12" ÷ 32"	1200 mm / 47"	mechanical / manual
ARTIGLIO 5000	380 mm / 15"	13" ÷ 28"	1200 mm / 47"	mechanical / manual
ARTIGLIO 500	380 mm / 15"	12" ÷ 32"	1200 mm / 47"	mechanical / manual
ARTIGLIO 50	380 mm / 15"	12" ÷ 30"	1200 mm / 47"	mechanical / manual

LEVA LA LEVA TYRE CHANGERS




A2025 LL



A2030



A2025



A2022



A2018



A224 & A224 A



A222

## MOBILE SERVICE



[corghimobileservice.com](http://corghimobileservice.com)



**ART19LTD**  
Space Saver



A2002

BC200S

				
A2025 LL	360 mm / 14"	1100 mm / 43"	13" ÷ 26"	10" ÷ 24"
A2030	360 mm / 14"	1100 mm / 43"	13" ÷ 26"	10" ÷ 26"
A2025	360 mm / 14"	1100 mm / 43"	13" ÷ 26"	10" ÷ 24"
A2022	360 mm / 14"	1100 mm / 43"	13" ÷ 25"	11" ÷ 22"
A2018	305 mm / 12"	1100 mm / 43"	13" ÷ 25"	11" ÷ 22"
A224 - A224 A	350 mm / 14"	1100 mm / 43"	13" ÷ 26"	10" ÷ 24"
A222	317,5mm / 12,5"	1000 mm / 39"	13" ÷ 25"	10" ÷ 22"
Art. Space Saver	360 mm / 14"	1035 mm / 41"	13" ÷ 26"	10" ÷ 24"
A2002	305 mm / 12"	980 mm / 43"	13" ÷ 25"	11" ÷ 22"
BC200S	370 mm / 14,5"	1000 mm / 39"	-	STD 5" - 23" with ATV kit 6" - 16"

## TRADITIONAL TYRE CHANGERS

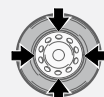
**Monster  
AGTT**



**AGTT 1600A**



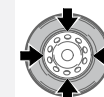
**HD 1800  
HYDRUS**



**60"**



**HD 1400  
Evolution**



**58"**



**HD 1300A**



**HD 850A**

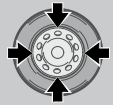


MONSTER AG TT	1600 mm / 63"	2500 mm / 98"	14" ÷ 58"	1700 kg	37000 N
AG TT 1600A	1600 mm / 63"	2500 mm / 98"	14" ÷ 58"	1700 kg	37000 N
HD1800 HYDRUS	1800 mm / 71"	3000 mm / 118"	14" ÷ 60"	3000 kg	45000 N
HD1400 EVO	1470 mm / 58"	2500 mm / 98"	14" ÷ 58"	1900 kg	30000 N
HD1300A	1300 mm / 51"	2200 mm / 87"	14" ÷ 56"	1700 Kg	29000 N
HD850 A	780 mm / 30,7"	1500 mm / 59"	14" ÷ 26"	700 kg	20000 N

**AUTOMATIC HEAVY DUTY TIRE CHANGER**

# HD 1400 E

Evolution



58"

START & STOP

# HD 1300



START & STOP

# HD 900



START & STOP

# HD 700



# HD 500



AGT TILT



# HD 650 TILT



HD1400E EVO	1470 mm / 58"	2500 mm / 98"	14" ÷ 58"	1900 kg	30000 N
HD1300	1300 mm / 51"	2200 mm / 87"	14" ÷ 56"	1700 kg	29000 N
HD900	1065 mm / 42"	2300 mm / 90,5"	14" ÷ 56"	1000 kg	27000 N
HD700	780 mm / 30"	1600 mm / 63"	14" ÷ 26"	700 kg	17000 N
HD500	695 mm / 27"	1400 mm / 55"	14" ÷ 26"	700 kg	14000 N
AGT TILT	520 ÷ 960 mm 21" ÷ 38"	1350 mm / 53"	14" ÷ 26"	500 kg	15000 N
HD650 TILT	520 ÷ 960 mm 21" ÷ 38"	1380 mm / 54"	13" ÷ 26"	350 kg	13000 N

SEMI-AUTOMATIC HEAVY DUTY TIRE CHANGER

# EyeLight plus

DiagnosticLine



32"

# EM9980 C plus

DiagnosticLine



32"

# EM9780 C plus

AutomaticLine



32"

\*Disponibile anche con bloccaggio ruota manuale  
\*Manual wheel clamping also available

# EM9580 C plus

LaserLine



28"

\*Disponibile con monitor tradizionale LCD o Touchscreen  
\*Traditional LCD or Touchscreen monitor available



AUTOMATIC

MANUAL

WHEEL LIFTERS

80 KG



TT-Zero Gravity

80 KG




TT-R

# EM9550 C plus

LaserLine

28"



REMOVE THE PEDAL...  
NOW YOU CAN



DISPONIBILE PER - AVAILABLE FOR:

- ✓ EyeLight plus DiagnosticLine
- ✓ EM9980 C plus DiagnosticLine
- ✓ EM9780 C plus AutomaticLine
- ✓ EM9580 C plus LaserLine
- ✓ EM9380 C XLine
- ✓ EM9280 C CompactLine

WHEEL BALANCERS

# EM9380 C

XLine



28"

\*Disponibile con monitor tradizionale LCD o Touchscreen  
\*Traditional LCD or Touchscreen monitor available



# EM9350 C

XLine



28"




# EM9280 C

CompactLine



28"



# EM9250 C

CompactLine



28"



# ET88

TruckLine



200

# ET77

TruckLine



200

# ET1450

TruckLine



150

# ET1050

TruckLine



150

# EM9050

SpaceSaver



HS/MOTORIZED VERSION

28"



SLIDE VERSION



TILT UP VERSION



WORKBENCH VERSION



## WHEEL BALANCERS



## MOBILE SERVICE




**SERVIZIO MOBILE** è un furgone equipaggiato con uno smontagomme "LEVER-LESS", una equilibratrice e un compressore a batteria autonoma, per portare il tuo servizio alla ruota direttamente al cliente.

**MOBILE SERVICE** is a van equipped with a "LEVER-LESS" tyre changer, a wheel balancer and a battery-powered compressor, to bring your wheel service directly to the customer.



## ARTIGLIO 55



## EM9050 Slide



## AGT TILT



## HD 650 TILT



## ET1050 TruckLINE



# Contactless wheel aligners

# 3D wheel aligners



2 versions available:

- Versione guida a pavimento  
*On floor guide*
- Versione guida ad incasso  
*Flush mount guide*



2 versions available:

- Versione guida a pavimento  
*On floor guide*
- Versione guida ad incasso  
*Flush mount guide*



remorevolution.com



The first **contactless - clampless** pre-check aligner

3 versions available:



**FAST**

**FULL**

**BUSINESS**



optional software:



Vehicle Dynamics Quick Check



Precheck dinamico al passaggio per la verifica rapida della geometria del veicolo

Dynamic pre-check while passing through for a quick check of vehicle geometry for cars and light duty vehicles



ACCESSORI CONSIGLIATI - RECOMMENDED ACCESSORIES



TROLLEY MULTIUSO  
MULTI-PURPOSE TROLLEY

STAFFA RAPIDA **CLAMPONTYRE**  
**CLAMPONTYRE** QUICK BRACKET

NESSUN CONTATTO con il cerchio!  
NO CONTACT with the rim!



2 versions available:  
**LINEAR w - LINEAR CM**



P  
L  
U  
S



WHEEL ALIGNERS

# EXACT LINEAR X **NEW**

Assetto ruote a 2 telecamere con target leggeri per utilizzo in fossa oppure con ponte sollevatore.  
Misura e regolazione ad altezza fissa.

Wheel aligner with 2 cameras with light targets for use in the pit or with a lift.  
Fixed height measurement and adjustment.



## PROFILSCAN STANDALONE FULL PACK



## EXACT 7000 PLUS II



## EXACT 700 PLUS II



## EXACT 70 PLUS II



## EXACT 7 RX



## EXACT 7 FORMULA



## EXACT 70 MOBILE TRUCK

## EXACT 7 SMART



	2,4 GHz	CD ROM	+	PC
EXACT 7000 PLUS	radio	84000 vehicles	stand alone / 2 sets	PC
EXACT 700 PLUS	radio	84000 vehicles	stand alone / 2 sets	PC
EXACT 70	radio	84000 vehicles	stand alone / on cabinet	PC
EXACT 7 RX	radio	84000 vehicles	on cabinet	PC
EXACT 7 SMART	radio	84000 vehicles	on rack	Laptop PC

# CCD WHEEL ALIGNERS

## PROADAS RS DIGITAL

**NEW**



Soluzione indipendente equipaggiata con monitor 75" e sensori CCD per calibrare sensori ADAS frontali: telecamera, radar e Lidar.

Standalone version equipped with a 75" monitor and CCD sensor heads to calibrate frontal ADAS sensors: camera, radar and Lidar.

## PROADAS START DIGITAL

**NEW**



Soluzione indipendente equipaggiata con monitor 75" e puntatori laser per calibrare sensori ADAS frontali: telecamera, radar e Lidar.

Standalone version equipped with a 75" monitor and laser pointers to calibrate frontal ADAS sensors: camera, radar and Lidar.

## PROADAS TS DIGITAL

**NEW**



Soluzione equipaggiata con monitor 75" compatibile con assetto Exact 7/Exact 70\*/Exact 700\*/Exact 7000\* per calibrare sensori ADAS frontali: telecamera, radar e Lidar.

Version equipped with 75" monitor compatible with Teco804 Special\*/Teco814 Special\* wheel aligners to calibrate frontal ADAS sensors: camera, radar and Lidar.

\*Produzione/Production: 01/2016

## PROADAS TS-3D DIGITAL

**NEW**



Soluzione equipaggiata con monitor 75" compatibile con assetto 3D Exact Linear Plus/Exact Precision Quattro per calibrare sensori ADAS frontali: telecamera, radar e Lidar.

Exact Linear Plus/Exact Precision Quattro 3D wheel alignment compatible version, equipped with a 75" monitor to calibrate frontal ADAS sensors: camera, radar and Lidar.

## PROADAS RS V1



Soluzione indipendente equipaggiata con sensori CCD per calibrare sensori ADAS frontali: telecamera, radar e Lidar.

Standalone version equipped with CCD sensor heads to calibrate frontal ADAS sensors: camera, radar and Lidar.

## PROADAS START V1



Soluzione indipendente equipaggiata con puntatori laser per calibrare sensori ADAS frontali: telecamera, radar e Lidar.

Standalone version equipped with laser pointers to calibrate frontal ADAS sensors: camera, radar and Lidar.

## PROADAS TS V1



Soluzione compatibile con assetto Exact 7/Exact 70\*/Exact 700\*/Exact 7000\* per calibrare sensori ADAS frontali: telecamera, radar e Lidar.

Version compatible with Teco804 Special\*/Teco814 Special\* wheel aligners to calibrate frontal ADAS sensors: camera, radar and Lidar.

\*Produzione/Production: 01/2016

## PROADAS TS-3D V1



Soluzione compatibile con assetto 3D Exact Linear Plus/Exact Precision Quattro per calibrare sensori ADAS frontali: telecamera, radar e Lidar.

Exact Linear Plus/Exact Precision Quattro 3D wheel alignment compatible version to calibrate frontal ADAS sensors: camera, radar and Lidar.



Modello Model	Modalità lavoro Way of working	Tecnologia Technology	FUNZIONI - FUNCTIONS								
Proadas RS*											
Proadas START*											
Proadas TS*											
Proadas TS-3D*											
SCE 310											
SCE 700											

Proadas RS	Proadas START	SCE 310	SCE 700	Con assetto 3D 3D wheel aligners	Con assetto CCD CCD wheel aligners	Telecamera 3D 3D camera	Testine CCD CCD sensors heads	Puntatore Laser Laser pointers
Precheck assetto Precheck wheel alignment	Manutenzione assetto Wheel alignment service	Telecamera frontale Front camera	Telecamera posteriore Rear camera	Telecamera 360° 360° camera	Radar frontale Front radar	Radar BSD BSD radar	LIDAR frontale Front LIDAR	Controllo pos. tempo reale Real time positing control

## iONE CRUISER



COMPATIBILE CON  
COMPATIBLE WITH

**iONE  
TECHDATA**

LICENZA DIAGNOSI NON INCLUSA  
DIAGNOSTICS LICENSE NOT INCLUDED

## ERCO 3512



electro-mechanical

## ERCO 5022 CEL - ERCO 4022 N CEL ERCO 4022 ELX - ERCO 3222 N CEL ERCO 3212 N - ERCO 3212 N CBP



electro-mechanical

## ERCO 3002 CBP



electro-mechanical

## ERCO H5502 XV



electro-hydraulic

## ERCO H5002 SERIES



electro-hydraulic

## ERCO H4002 E SERIES ERCO H4002 N SERIES



electro-hydraulic

## ERCO H3202 SERIES



electro-hydraulic



		h=MIN	h=MAX		
ERCO 3512	3500 kg	90 mm	1945 mm	2755 mm	2625 mm
ERCO 5022 CEL	5000 kg	105 mm	2005 mm	2800 mm	2750 mm
ERCO 4022 N CEL	4000 kg	85 mm	1925 mm	2755 mm	2585 mm
ERCO 4022 ELX	4000 kg	70 mm	1890 mm	2700 mm	2750 mm
ERCO 3222 N CEL	3200 kg	85 mm	1915 mm	2570 mm	2585 mm
ERCO 3212 N	3200 kg	120 mm	1950 mm	2570 mm	2620 mm
ERCO 3212 N CBP	3200 kg	130 mm	1960 mm	2580 mm	2630 mm
ERCO 3002 CBP	3000 kg	99 mm	1945 mm	2560 mm	2660 mm
ERCO H5502 XV	5500 kg	100/255 mm	2055 mm	3100 mm	4950 - 5070 mm
ERCO H5002	5000 kg	95 mm	2050 mm	3100 mm	3870 mm
ERCO H5002 V	5000 kg	95 mm	2050 mm	3100 mm	4470 mm
ERCO H5002 XV	5000 kg	95 mm	2050 mm	3100 mm	5070 mm
ERCO H4002 E	4000 kg	100 mm	1930 mm	2680 mm	3870 mm
ERCO H4002 E-V	4000 kg	100 mm	1930 mm	2680 mm	4470 mm
ERCO H4002 E-XV	4000 kg	100 mm	1930 mm	2680 mm	5070 mm
ERCO H4002 N	4000 kg	80 mm	1940 mm	2680 mm	3870 mm
ERCO H4002 N-V	4000 kg	80 mm	1940 mm	2680 mm	4470 mm
ERCO H4002 N-XV	4000 kg	80 mm	1940 mm	2680 mm	5070 mm
ERCO H3202 L	3200 kg	99 mm	1980 mm	2600 mm	2525 mm
ERCO H3202 LI	3200 kg	99 mm	2030 mm	2600 mm	2575 mm
ERCO H3202 CBP	3200 kg	99 mm	2030 mm	2600 mm	2575 mm
ERCO H3202 V	3200 kg	99 mm	1980 mm	2600 mm	4150 mm

# ERCO 640\* / ERCO 635\* ERCO 630 SERIES



# ERCO 351 T\* / ERCO 401 T\*



★ Nuovi modelli "ECO" disponibili, stesse dimensioni, ma doppio sistema Master-Slave e nessuna elettronica sul lato forbice

★ New "ECO" models available, same dimensions, but double Master-Slave system and no electronics on scissor side.

# ERCO 500 ERCO 505 SERIES



## ERCO IL 635.2



## ERCO IL 3502



	ERCO IL 635.2	ERCO IL 3502
portata / capacità	3.5 t	3.5 t
altezza minima / hauteur minimale	1.950 mm	1.950 mm
lunghezza pedana / runboard length	2.015 mm	2.020 - 2.085

## ERCO 25TP



ERCO 640	4000 kg	115 mm	2000 mm	2145 - 2180 mm
ERCO 635	3500 kg	115 mm	2000 mm	2145 - 2180 mm
ERCO 630	3000 kg	105 mm	2000 mm	2145 - 2180 mm
ERCO 500	3000 kg	110 mm	970 mm	2050 - 2100 mm
ERCO 505	3500 kg	110 mm	970 mm	2050 - 2100 mm
ERCO 351 T	3500 kg	250 mm	1900 mm	2100 mm
ERCO 401 T	4000 kg	290 mm	1900 mm	2100 mm

### CA 002

2000 KG



### CA 118

16000 KG



### CA 240

28000 KG



### CA 240P

28000 KG




### CA 330

60000 KG



### CA 440

40000 KG



ERCO 25 TP

h=MAX

615 mm

h=MIN

200 mm

2500 kg

115 mm

500 mm

1320 mm

LIFTING EQUIPMENT

## ERCO XT 6500 - ERCO XT 5000 CT LT



## ERCO X5000 - ERCO X4300 SERIES



<b>ERCO XT6500</b>	6500 kg	280 mm	2480 mm	5400 mm
<b>ERCO XT 5000 CT LT</b>	5000 kg	180 mm	2420 mm	5200 mm
<b>SERIE ERCO X5000</b>	5000 kg	255 mm	2105 mm	5200 mm
<b>SERIE ERCO X4300</b>	4300 kg	240 mm	2090 mm	4650 mm

## ERCO 4004 - ERCO 5004 SERIES



<b>ERCO 4004 B</b>	4000 kg	126 mm	1960 mm	4870 mm
<b>ERCO 4004 B CT</b>	4000 kg	126 mm	1960 mm	4870 mm
<b>ERCO 4004 W CT</b>	4000 kg	180 mm	1960 mm	5100 mm
<b>ERCO 5004 W</b>	5000 kg	180 mm	1960 mm	5100 mm
<b>ERCO 5004 W CT</b>	5000 kg	180 mm	1960 mm	5100 mm
<b>ERCO 5004 CT LT</b>	5000 kg	180 mm	1995 mm	5205 mm



# brooklyn SERIES



10 ÷ 50 t



210 mm



1900 mm



5800 ÷ 18750 mm



10 - 40 t



BL600  
BL300



BL600

600 kg



155 mm



1200 mm



2260 mm

BL300

300 kg

150 mm

1000 mm

2000 mm

## ERCO-LE 75 - ERCO-LE 55



7,5 t

ERCO-LE 75

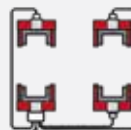


5,5 t

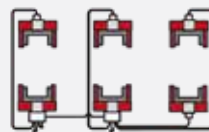
ERCO-LE 55



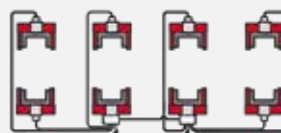
4 colonne / 4-column set  
ERCO-LE -4



6 colonne / 6-column set  
ERCO-LE -4  
+  
ERCO-LE -2



8 colonne / 8-column set  
ERCO-LE -4  
+  
ERCO-LE -4



LIFTING EQUIPMENT

**T-BT100 (cl. 1)**  
**T-BT118 (cl. 2)**



**T-BT111 E**  
**T-BT115 2S**



**BT100 E/3**



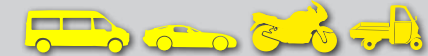
**P4000-EVO**  
**Platform brake tester**



**P5000-EVO Lift**  
**Platform brake tester**



**P6000-EVO Lift**  
**Platform brake tester**



Apparecchiature conformi al protocollo di interscambio dati MCTCNet 2 (MCTC Italia) / Equipment compliant with the data exchange protocol MCTCNet 2 (MCTC Italia)



**NEW**

**BT250E S - FLATBOX**



**BT800**



**BT90 PRO**



			 Km/h	
T-BT100 (cl. 1)	2x16 kW	10 t	2,2 km/h	0 - 35 kN
T-BT118 (cl. 2)	2x20 kW	13 t	2,2 km/h	0 - 45 kN
T-BT111	2x11kW	20 t	2,2 km/h	0 - 40 kN
T-BT115 2S	2x15/5,5 kW	20 t	2,2/5 km/h	0 - 6 kN / 0 - 40 kN
BT100 E/3	2x4,8 kW	3000 kg	5 km/h	0 - 6 kN
BT100 E/3 ICE	2x4,8 kW	3000 kg	5 km/h	0 - 6 kN
BT100 E/3 NFR	2x5,5 kW	3000 kg	5 km/h	0 - 8 kN
P4000 EVO	1,5 kW	2500 kg	7/10 km/h	0 - 3 kN / 0 - 6 kN
P5000 EVO LIFT	1,5 kW*	2500 kg	7/10 km/h	0 - 3 kN / 0 - 6 kN
P6000 EVO LIFT	1,5 kW*	2500 kg	7/10 km/h	0 - 3 kN / 0 - 6 kN
BT250E S-FlatBOX	2x4 kW	3000 kg	5 km/h	0 - 3 kN / 0 - 6 kN
BT800	1x2,2 kW	500 kg	5 km/h	0 - 3 kN
BT 90 PRO	2x3 kW	2500 kg	5 km/h	0 - 6 kN
BT 90 ICE	2x3 kW	2500 kg	5 km/h	0 - 6 kN
BT 90 PRO	2x4,8 kW	3000 kg	5 km/h	0 - 6 kN

\* solo Prova Freni - only Brake Tester

**BRAKE TESTER**

**ANALIZZATORI GAS DI SCARICO**  
**EXHAUST GAS ANALYZERS**  
**GAS 810**



**GAS  
830**

**OPACIMETRI**  
**OPACIMETERS**  
**OPA 820**



**OPA  
840**

**CONTAGIRI**  
**RPM COUNTER**  
**RPM COUNTER 165**



**PROVA SOSPENSIONI EUSAMA**  
**Eusama SUSPENSION TESTER**  
**ST200 E-NX**



**PROVA VELOCITÀ - SPEEDOMETER**  
**MS1300 2R - MS1300 3R**



**CENTRAFARI A TELECAMERA**  
**CAMERA HEADLIGHT TESTER**

**PFT-CAM**



**FONOMETRO**  
**SOUND LEVEL METER**

**HD2010 MCTC**




**PROVA GIOCHI**  
**PLAY DETECTOR**

**PT400 1C**  
**T-PT411**

			Km/h		2 RUOTE 2 WHEELS	3 RUOTE 3 WHEELS	4 RUOTE 4 WHEELS
MS1300 2R	-	500 kg	80 km/h	-	✓	-	-
MS1300 3R	-	1000 kg	80 km/h	-	✓	✓	✓
ST200E-NX	2x3 kW	3000 kg	-	0 - 25 Hz	-	-	-

**PROVA DERIVA**  
**SIDE SLIP TESTER**

**SS300E**  
**SS311**



**MEASUREMENT DEVICE**

## GENERATORI DI AZOTO - NITROGEN GENERATORS C&S 300 - C&S 500 - C&S 1800



	Flow Rate	Dimensions (mm)	Weight (kg)	Pressure (bar)
C&S 1800	18.000 lit/h	1430x650x700	52	10-12
C&S 500	5.000 lit/h	1330x650x600	87	8-10
C&S 300	3.000 lit/h	1330x650x600	85	8-10

## RICARICA ARIA CONDIZIONATA - AIR CONDITIONING RECHARGE A/C 1100 A/C 1105 A/C 1600 A/C 1605



Refrigerant: R-134A      Refrigerant: R-1234YF  
AUTOMATIC / MANUAL FUNCTIONS

Refrigerant: R-134A      Refrigerant: R-1234YF  
AUTOMATIC / MANUAL FUNCTIONS

**FUNZIONE FHS (FULL HYBRID SYSTEM) - FUNZIONE RECUPERO AUTOMATICO DEL REFRIGERANTE  
FULL HYBRID SYSTEM FUNCTION - INTEGRATED RECOVERY FUNCTION**

## SOLLEVATORE RUOTA - WHEEL LIFTER



Dimensions:  
1665 x 870 x 930 mm  
Weight: 98 kg

Partner70

## VULCANIZZATORI - VULCANIZERS



Model	Roller Size (mm)	Dimensions (mm)	Weight (kg)
VP1	190x100	400x200x510	8
VP2	190x100	490x200x920	30
VP3	190x100	490x200x920	30
VP4	190x100	490x200x1000	35
VP5	190x100	630x200x980	28
VP5L	220x145	630x200x980	31

VARIOUS EQUIPMENT

## TPM-02

Lettura/riprogrammazione/  
verifica dei sensori universali

TPM-02 detect the sensor  
pressure/reprogramme/check  
universal sensors



KIT EOBD



## WED 850 LAVARUOTE - WHEEL WASHER



6" ÷ 14"



21" ÷ 33"



65 kg



330 kg



1475x1015x1305 mm

## RADDRIZZA CERCHI - RIM REPAIR SYSTEM



RR 206

RR 104



10" ÷ 26"



1554x1032x2153



190 kg

RR 206  
RR 104

10" ÷ 24"

1198x972x1710

390 kg

## GABBIE DI GONFIAGGIO - INFLATION CAGES



IC90



360 mm



930 mm



1045x2290x1500



190 kg



TBR ALCATRAZ



550 mm / 21,6"



1150 mm / 45,3"



TBR 1200

600 mm / 23,6"

1300 mm / 51,2"



OTR 2000

850 mm / 33,5"

1850 mm / 72,8"



MAXI SAFE

1200 mm / 47,2"

2200 mm / 86,6"

## AVVITATORI IMPACT WRENCHES

AV201



AV150



AV102



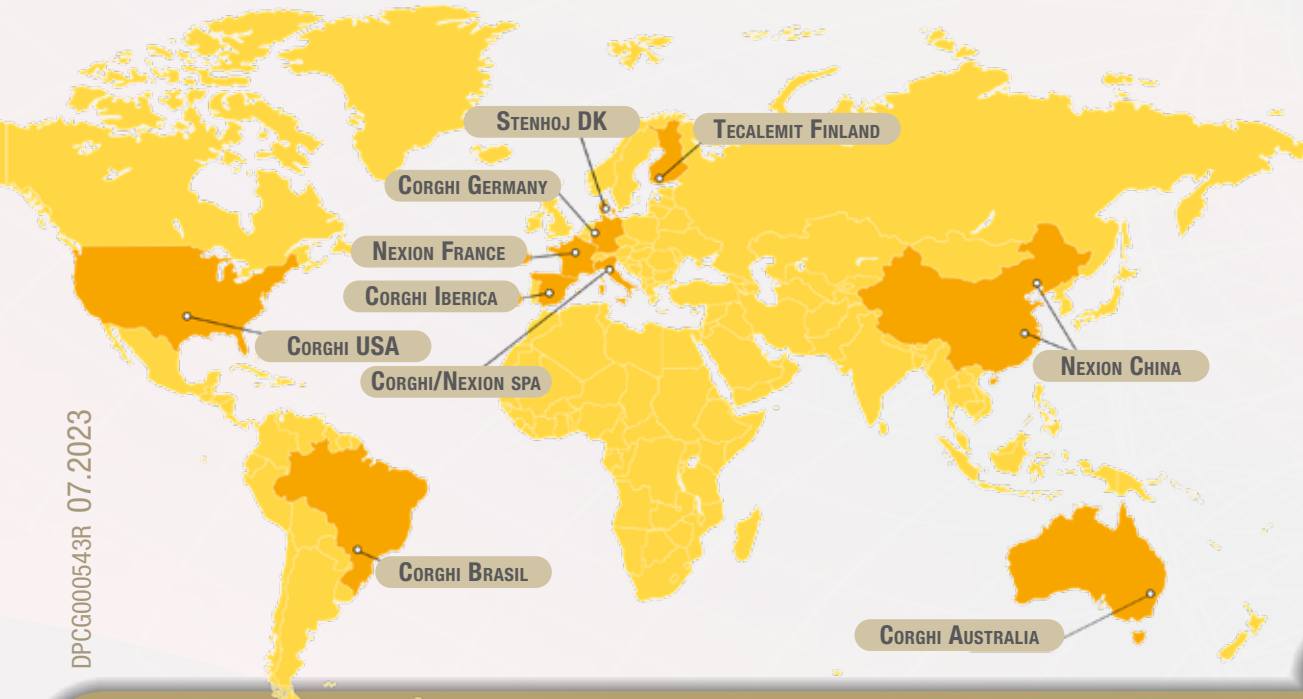
VARIOUS EQUIPMENT

																									
	DIAMETRO MAX RUOTA	LARGHEZZA MAX RUOTA	DIAMETRO CERCHIO	CAPACITÀ BLOCCAGGIO INTERNO	CAPACITÀ BLOCCAGGIO ESTERNO	MAX PESO RUOTA	LARGHEZZA CERCHIO	VELOCITÀ MASSIMA EQUILIBRATURA	PESO MACCHINA	NUMERO DI TELECAMERE	BANCA DATI	ELABORAZIONE DATI	TRASMISS. VIA CAVO	TRASMS. RADIO	TRASMS. RADIO A 2,4 GHz	PORTATA MASSIMA	ALTEZZA MINIMA	ALTEZZA MASSIMA	LUNGHEZZA CORSIE	ALTEZZA MINIMA TAMPONE	ALTEZZA MASSIMA TAMPONE				
	MAX. WHEEL DIAMETER	MAXI WHEEL WIDTH	RIM DIAMETER	INSIDE CLAMPING CAPACITY	OUTSIDE CLAMPING CAPACITY	MAX WHEEL WEIGHT	RIM WIDTH	MAX BALANCING SPEED	WEIGHT	CAMERAS	DATA BANK	DATA PROCESSING	TRANSMISSION BY CABLES	RADIO TRANSMISSION	RADIO TRANSMISSION 2,4 GHz	MAX CAPACITY	MINIMUM HEIGHT	MAXIMUM HEIGHT	RUNWAY LENGHT	PAD MINIMUM HEIGHT	PAD MAXIMUM HEIGHT				
	DIAMETRE MAXI DU PNEU	LARGEUR MAXI DE LA ROUE	DIAMÈTRE DE LA JANTE	CAPACITÉ DE BLOCCAGE DE LA ROUE PAR L'INTERIEUR	CAPACITÉ DE BLOCCAGE DE LA ROUE PAR L'EXTERIEUR	POIDS MAXIMUM DE LA ROUE	LARGEUR DE LA JANTE	VITESSE MAXI D'EQUILIBRAGE	POIDS	CAMÉRAS	BANQUE DES DONNÉES	ELABORATION DES DONNÉES	TRANSMISSION PAR CABLES	TRANSMISSION RADIO	TRANSMISSION RADIO 2,4 GHz	PORTÉE MAXI	HAUTER MINI	HAUTEUR MAXI	LONGUEUR CHEMINS DE ROULEMENT	HAUTEUR MINI DU TAMPON	HAUTEUR MAXI DU TAMPON				
	MAXIMALE REIFEN DURCHMESSER	MAXIMALE RADBREITE	FELGENDURCH-MESSER	SPANNBEREICH INNEN	SPANNBEREICH AUSSEN	MAX. RADGEWICHT	FELGENBREITE	MAXIMALE AUSWICHT-DREHZAH	GEWICHT	KAMERAS	DATENBANK	DATEN-VERARBEITUNG	DATENÜBER-TRAGUNG ÜBER KABEL	DATENÜBER-TRAGUNG ÜBER FUNK	DATENÜBER-TRAGUNG ÜBER FUNK 2,4 GHz	MAX TRAG-FÄHIGKEIT	MIN. HÖHE	MAXIMALE HÖHE	LÄNGE FAHRBAHNSCHIEBEN	MINIMALE HÖHE DES UNTERSETZERS	MAXIMALE HÖHE DES UNTERSETZERS				
	DIAMETRO MÁXIMO DE RUEDA	DIAMETRO MÁXIMO RUEDA	DIAMETRO DE LA LLANTA	CAPACIDAD DE BLOQUEO INTERNO	CAPACIDAD DE BLOQUEO EXTERNO	PESO MÁXIMO RUEDA	ANCHURA RUEDA	VELOCIDAD MÁXIMA DE EQUILIBRADO	PESO	TELECÁMARAS	BANCO DE DATOS	ELABORACIÓN DATOS	TRANSMISIÓN POR CABLES	TRANSMISIÓN RADIO	TRANSMISIÓN RADIO 2,4 GHz	MAX CAPACIDAD	ALTURA MÍNIMA	ALTURA MÁXIMA	LONGITUD CARRILES	ALTURA MÍNIMA TAMPÓN	ALTURA MÁXIMA TAMPÓN				
	DIAMETRO MÁXIMO DA RODA	DIAMETRO MÁXIMO DA RODA	DIAMETRO JANTE	CAPACIDADE DE APERTO INTERIOR	CAPACIDADE DE APERTO EXTERIOR	PESO MÁXIMO DA RODA	LARGURA DA JANTE	MÁXIMA VELOCIDADE DE EQUILIBRIO	PESO	TELECÁMARAS	BASE DE DADOS	PROCESSADOR DE DADOS	TRANSMISSÃO VIA CABO	TRANSMISSÃO VIA RADIO	TRANSMISSÃO VIA RADIO 2,4 GHz	CAPACIDADE MÁXIMA	ALTURA MÍNIMA	ALTURA MÁXIMA	COMPRIMENTO DAS PLATAFORMAS	ALTURA MÍNIMA DO TAMPÃO	ALTURA MÁXIMA DO TAMPÃO				
	МАКС. ДИАМЕТР КОЛЕСА	МАКС. ШИРИНА КОЛЕСА	ДИАМЕТР ДИСКА	ВНУТРЕННЯЯ ЗАЖИМАЮЩАЯ СПОСОБНОСТЬ	НАРУЖНАЯ ЗАЖИМАЮЩАЯ СПОСОБНОСТЬ	МАКС. ВЕС КОЛЕСА	ШИРИНА ДИСКА	МАКС. СКОРОСТЬ БАЛАНСИРОВКИ	ВЕС МАШИНЫ	КОП. ТЕЛЕКАМЕР	БАНК ДАННЫХ	ОБРАБОТКА ДАННЫХ	КАБЕЛЬНАЯ ПЕРЕДАЧА	РАДИОПЕРЕДАЧА	РАДИОПЕРЕДАЧА 2,4 ГГц	МАКСИМАЛЬНАЯ ГРУЗОПОДЪЕМНОСТЬ	МИНИМАЛЬНАЯ ВЫСОТА	МАКСИМАЛЬНАЯ ВЫСОТА	ДЛИНА ДОРОЖЕК	МИНИМАЛЬНАЯ ВЫСОТА НАКЛАДКИ	МАКСИМАЛЬНАЯ ВЫСОТА НАКЛАДКИ				
	MAKS. ŚREDNICA KOŁA	MAKS. SZEROKOŚĆ KOŁA	ŚREDNICA FELGI	ZAKRES MOCOWANIA WEWN	ZAKRES MOCOWANIA ZEWN	MAKS. CIĘŻAR KOŁA	SZEROKOŚĆ FELGI	MAKS. PRĘDKOŚĆ WYWAZANIA	CIĘŻAR	KAMERY	BAZA DANYCH	PRZETWARZANIE DANYCH	TRANSMISJA PRZEWODOWA	TRANSMISJA BEZPRZEWODOWA	TRANSMISJA BEZPRZEWODOWA 2,4 GHz	MAKS. UDŹWIG	MIN. WYSOKOŚĆ	MAKS. UDŹWIG	DŁUGOŚĆ TORU	MIN. WYSOKOŚĆ ŁAP	MAKS. WYSOKOŚĆ ŁAP				
	MAXIMÁLIS KERÉKÁTMÉRŐ	MAXIMÁLIS KERÉKSZÉLESSÉG	ABRONCS-ÁTMÉRŐ	BELSŐ BEFOGÁSI MÉRET	KÜLSŐ BEFOGÁSI MÉRET	MAXIMÁLIS KERÉKSÚLY	ABRONCSSZÉLESSÉG	MAXIMÁLIS CENTRIROZÁSI SEBESSÉG	SÚLY	KAMERÁK SZÁMA	ADATBANK	ADATFELD-OLGOZÁS	VEZETÉKES ADATÁTVITEL	VEZETÉK NÉLKÜLI ÁTVITEL	VEZETÉK NÉLKÜLI ÁTVITEL 2,4 GHz	MAXIMÁLIS EMELOKÉPESÉG	MINIMÁLIS MAGASSÁG	MAXIMÁLIS EMELOKÉPESÉG	PÁLYA HOSSZA	MINIMÁLIS ALÁTÉTMAGASSÁG	MAXIMÁLIS ALÁTÉTMAGASSÁG				
	车轮最大直径	车轮最大宽度	轮辋直径	内部夹紧能力	外部夹紧能力	车轮最大重量	轮辋宽度	最大平衡速度	重量	摄像机数量	数据库	数据处理	线缆传输	无线电传输	无线电传输 2,4 GHz	最大能力	最小高度	最大高度	车道宽度	保险杠最小高度	保险杠最大高度				
	最大車輪径	最大車輪幅	枠径	内部締め付け力	外部締め付け力	最大車輪重量	枠幅	最大平衡速度	重量	カメラ数	データバンク	データ処理	ケーブル伝送	無線	無線 2,4 GHz	最大許容量	最小高さ	最大高さ	ランウェイ全長	パッド最小高さ	パッド最大高さ				
	최대 휠 지름	최대 휠 넓이	테두리 지름	내부 클램프 용량	외부 클램프 용량	최대 휠 무게	테두리 넓이	최고 밸런싱 속도	무게	카메라 수량	자료실	자료처리	케이블 전송	무선 전송	2,4 GHz 무선 전송	최고 용량	최소 높이	최고 높이	런웨이 길이	최소 패드 무게	최고 패드 무게				
	เส้นผ่าศูนย์กลางล้อสูงสุด	ความกว้างล้อสูงสุด	เส้นผ่าศูนย์กลางวงขอบล้อ	ระยะจับด้านใน	ระยะจับด้านนอก	น้ำหนักล้อสูงสุด	ความกว้างขอบล้อ	ความเร็วรอบสูงสุด	น้ำหนัก	กล้อง	คลังข้อมูล	การประมวลผลข้อมูล	การส่งผ่านโดยสายเคเบิล	การส่งสัญญาณวิทยุ	การส่งสัญญาณวิทยุ 2,4 GHz	น้ำหนักสูงสุดที่รับได้	ความสูงขั้นต่ำ	ความสูงสูงสุด	ความยาวทางวิ่ง	ความสูงขั้นต่ำของฐานรอง	ความสูงสูงสุดของฐานรอง				

# LEGENDA

	DISTANZA INTERNA COLONNE	PORTATA MASSIMA	ALTEZZA MASSIMA	DISTANZA INTERNA COLONNE	PORTATA MASSIMA	VELOCITÀ DI PROVA	FREQUENZA PROVA SOSPENSIONI	RISOLUZIONE	CAMPO DI MISURA	DIMENSIONI MACCHINA	N° GIRI SPAZZOLE	FORZA SCHIACCIANTE	DIMENS. MASSIMA SCHIACCIA-BILE	DIMENSIONI PIASTRA	PNEUMATICI TRATTABILI	POTENZA MOTORE	RICARICA BATTERIE	CAPACITÀ	POTENZA MASSIMA MISURABILE	ASSI ANTERIORE/ POSTERIORE CONNESSI	INERZIALE	EFFETTO SENZA PESO
	INT. DISTANCE BETWEEN COLUMNS	MAX CAPACITY	MAXIMUM HEIGHT	INT. DISTANCE BETWEEN COLUMNS	MAX CAPACITY	TEST SPEED	SUSPENSION TEST FREQUENCY	RESOLUTION	MEASURING RANGE	DIMENSIONS	BRUSH RPM	CRUSHING POWER	CRUSHING CHAMBER	PLATE DIMENSIONS	TYRE TYPES PROCESSED	MOTOR POWER	BATTERY CHARGING SYSTEM	CAPACITY	MAXIMUM POWER MEASURABLE	FRONT/REAR AXLES CONNECTED	INERTIAL	WEIGHTLESS EFFECT
	DISTANCE ENTRE LES COLONNES	PORTÉE MAXI	HAUTEUR MAXI	DISTANCE ENTRE LES COLONNES	PORTÉE MAXI	VITESSE D'ESSAI	FREQUÉNCIE TESTEUR DE SUSPENSION	RÉSOLUTION	PLAGE DE MESURE	DIMENSION DE L'APPAREIL	NOMBRE DE TOURS DES BROSSE	FORCE D'ÉCRASEMENT	DIAMÈTRE MAXI D'ÉCRASEMENT	DIMENSIONS DE LA TÊTE CHAUFFANTE	PNEUMATIQUES POUVANT ÊTRE TRAITÉS	PUISSANCE MOTEUR	SYSTÈME DE CHARGE DE LA BATTERIE	CAPACITÉ	PUISSANCE MAXIMALE MESURABLE	AXES AV/AR CONNECTÉS	INERTIEL	EFFET SANS POIDS
	ABSTAND ZWISCHEN DEN SÄULEN	MAX TRAG-FÄHIGKEIT	MAXIMALE HÖHE	ABSTAND ZWISCHEN DEN SÄULEN	MAX TRAG-FÄHIGKEIT	TEST-GESCH-WINDIGKEIT	AUF-HÄNGUNGEN-PRÜFSTAND FREQUENZ	AUFLÖSUNG	MESS-BEREICH	ABMESSUNGEN DER MASCHINE	DREHZAHL DER BÜRSTEN-ROLLEN	DRUCKKRAFT	MAX. ABM. DES DOSENFLACH-DRÜCKERS	PLATTEN-GRÖSSE	REIFENTYPEN	MOTOR-LEISTUNG	BATTERIE-AUFLADUNG	TRÄGFÄHIGKEIT	MESSBARE HÖCHSTLEISTUNG	VORDER-/HINTERACHSEN VERBUNDEN	INERTIAL	LEICHTER EFFEKT
	DISTANCIA ENTRE LAS PLATAFORMAS	MAX. CAPACIDAD	ALTURA MÁXIMA	DISTANCIA ENTRE LAS PLATAFORMAS	MAX. CAPACIDAD	VELOCIDAD DE PRUEBA	FRECUENCIA PRUEBA SUSPENSIONES	RESOLUCIÓN	GAMA DE MEDIDA	DIMENSIONES	N. REVOLUCIONES CEPILLOS	FUERZA APLASTANTE	DIMENSIONES MAX. APLASTANTE	DIMENSIONES PLANCHA	NEUMÁTICOS TRATABLES	POTENCIA MOTOR	RECARGA DE LA BATERÍA	CAPACIDAD	MÁXIMA POTENCIA MEDIBLE	EJES DELANTERO/ TRASERO UNIDOS	INERCIAL	EFFECTO INGRAVIDO
	DISTÂNCIA ENTRE LAS PLATAFORMAS	CAPACIDADE MÁXIMA	ALTURA MÁXIMA	DISTÂNCIA ENTRE LAS PLATAFORMAS	CAPACIDADE MÁXIMA	VELOCIDADE DE TESTE	FREQUÊNCIA TESTE DA SUSPENSÃO	DEFINIÇÃO	GAMA DE MEDIDA	DIMENSÕES	RPM DA ESCOVA	FORÇA DE ACÇÃO	DIMENSÃO MÁXIMA DAS LATAS	DIMENSÕES DOS PRATOS	PNEUS TRATÁVEL	POTÊNCIA MOTOR	RECARGA DE LA BATERIA	CAPACIDADE	POTÊNCIA MÁXIMA MENSURÁVEL	EIXOS DIANTEIRO/ TRASEIRO CONECTADOS	INERCIAL	EFEITO SEM GRAVIDADE
	ВНУТРЕННЕЕ РАССТОЯНИЕ МЕЖДУ КОЛОННАМИ	МАКСИМАЛЬНАЯ ГРУЗОПОДЪЕМНОСТЬ	МАКСИМАЛЬНАЯ ВЫСОТА	ВНУТРЕННЕЕ РАССТОЯНИЕ МЕЖДУ КОЛОННАМИ	ИСПЫТАТЕЛЬНАЯ СКОРОСТЬ	ИСПЫТАТЕЛЬНАЯ СКОРОСТЬ	ПЕРИОДИЧНОСТЬ ИСПЫТАНИЯ ПОДВЕСОК	РАЗРЕШЕНИЕ	ДИАПАЗОН ИЗМЕРЕНИЯ	РАЗМЕРЫ МАШИНЫ	КОЛ. ОБОРОТОВ ЩЕТОК	СЖИМАЮЩЕЕ УСИЛИЕ	МАКС. СЖИМАЕМЫЙ РАЗМЕР	РАЗМЕРЫ ПЛАСТИНЫ	ОБРАБАТЫВАЕМЫЕ ШИНЫ	МОЩНОСТЬ ДВИГАТЕЛЯ	ПЕРЕЗАРЯДКА БАТАРЕЙ	ЕМКОСТЬ	МАКСИМАЛЬНАЯ ИЗМЕРЯЕМАЯ МОЩНОСТЬ	ПЕРЕДНЯЯ/ЗАДНЯЯ ОСИ ПОДКЛЮЧЕНЫ	ИНЕРЦИОННЫЙ	ЭФФЕКТ НЕВЕСОМОСТИ
	ROZSTAW KOLUMN	MAKS. UDŹWIG	MAKS. WYSOKOŚĆ	ROZSTAW KOLUMN	PRĘDKOŚĆ TESTOWA	PRĘDKOŚĆ TESTOWA	CZĘSTOTLIWOŚĆ TESTU ZAWIESZENIA	ROZDZIELCZOŚĆ	ZAKRES POMIARU	WYMIARY	OBROTY SZCZOTEK	SIŁA ŚCISKANIA	KOMORA ŚCISKANIA	WYMIARY PŁYTY	TYPY OPON	MOC SILNIKA	ŁADOWANIE AKUMULATORÓW	WYDAJNOŚĆ	MAKSYMALNA MOC POMIARU	OŚI PRZEDNIE/TYLNE ZŁĄCZA	INERCJALNY	EFEKT LEKKOŚCI
	OSZLOPOK KÖZÖTTI BELSŐ TÁVOLSÁG	MAXIMÁLIS EMELOKÉ-PÉSSÉG	MAXIMÁLIS MAGASSÁG	OSZLOPOK KÖZÖTTI BELSŐ TÁVOLSÁG	VIZSGÁLATI SEBESSÉG	VIZSGÁLATI SEBESSÉG	FELFÜGGESZTÉS-VIZSGÁLAT	FELBONTÁS	MÉRÉSTART-OMÁNY	MÉRETEK	KEFE FORDULATS-ZÁMA	ÖRLÖTELJESÍ-TMÉNY	ÖRLÖKAMRA	LAPMÉRTEK	GUMIABRONCS-TÍPUSOK	MOTORETELJESÍ-TMÉNY	AKKUMULÁT-ORTÓLTÓ-RENDSZER	KAPACITÁS	MAXIMÁLIS MÉRHETŐ TELJESÍTMÉNY	CSATLAKOZTATOTT ELSŐ / HÁTÓSÍ TENGYELY TEHETELTENSÉGI	INERCIALIS	SÚLYTALAN HATÁS
	立柱间距	最大能力	最大高度	立柱间距	测试速度	测试速度	悬挂测试频率	分辨率	测量范围	机器尺寸	电刷转速	挤压力	最大挤压尺寸	平板尺寸	可处理轮胎	电机功率	电池充电器	能力	可测量的最大功率	前/后桥已连接	惯性	失重效果
	支柱間の内部距離	最大許容量	最大高さ	支柱間の内部距離	テスト速度	テスト速度	サスペンションテストの頻度	解像度	計測範囲	寸法	ブラシの回転数	粉碎動力	最大粉碎チャンバー	プレートの寸法	処理可能なタイヤ	原動力	バッテリー充電システム	容量	最大測定出力	フロント/リアアクスル接続式	慣性による	無重量効果
	내부 기둥 간격	최대 용량	최고 높이	내부 기둥 간격	시험 속도	시험 속도	서스펜션 시험 주기	해상도	측정범위	기계 치수	솔 회전속도	압착력	압착 클램프	플레이트 치수	처리 가능한 타이어 종류	모터 동력	배터리 충전시스템	용량	측정 가능한 최대 출력	연결된 전후방차축	관성	무중력 효과
	ระยะห่างภายในระหว่างเสา	น้ำหนักสูงสุดที่รับได้	ความสูงสูงสุด	ระยะห่างภายในระหว่างเสา	ความเร็วทดสอบ	ความเร็วทดสอบ	ความถี่การทดสอบกับและเงื่อนไข	การแก้ปัญหา	รัศมีการวัด	ขนาด	รอบการหมุนของแปรง	กำลังการบีบ	ห้องบด	ขนาดของเพลต	ประเภทยางที่สามารถรับการแล้ว	กำลังมอเตอร์	ระบบชาร์จแบตเตอรี่	ความจุ	กำลังสูงสุดที่สามารถวัดได้	มีการต่อพลาหนานาหลัง	แรงเฉื่อย	ผลกระทบจากสภาวะไร้น้ำหนัก

**SEDI COMMERCIALI E ASSISTENZA - SALES OFFICES AND ASSISTANCE**



DPCG000543R 07.2023

**Una storia italiana**

Da 60 anni Corghi è il più grande produttore mondiale di attrezzature per il servizio alla ruota.

Insieme ai suoi partner, Corghi costituisce la più vasta e capillare rete per la distribuzione di auto attrezzature del mondo, coprendo quasi 150 paesi e con filiali dirette in Spagna, Francia, Germania, Stati Uniti, Cina, Australia, Brasile e Croazia.

**An italian history**

*Corghi has now been the world's biggest producer of wheel servicing equipment for 60 years.*

*Together with its partners, Corghi has the world's largest, most complete automotive equipment distribution network, covering almost 150 countries and with subsidiaries in Spain, France, Germany, United States, China, Australia, Brazil and Croatia.*

**SIAMO STATI SCELTI DA - WE ARE THE CHOICE OF**

